

# 2021

2020 12

11

|   |  |      |
|---|--|------|
|   |  |      |
| 1 |  |      |
| 2 |  |      |
| 3 |  |      |
| 4 |  | 2021 |
| 5 |  | 2021 |
| 6 |  |      |

|    |  |      |
|----|--|------|
|    |  |      |
| 7  |  |      |
| 8  |  |      |
| 9  |  |      |
| 10 |  |      |
| 11 |  | 2021 |
| 12 |  | 2021 |
| 13 |  | 2021 |

|    |  |      |
|----|--|------|
|    |  |      |
| 14 |  | 2021 |
| 15 |  |      |
| 16 |  | 2021 |

2

1

361,980.63

92.79%

2

2.65% 45.42% 8.28%

43.65%

3

4

1-2

2-3

5

1

155,995.37

2

5,722.44

3

18.51%

4

-6,997.81      2021      31,524.57

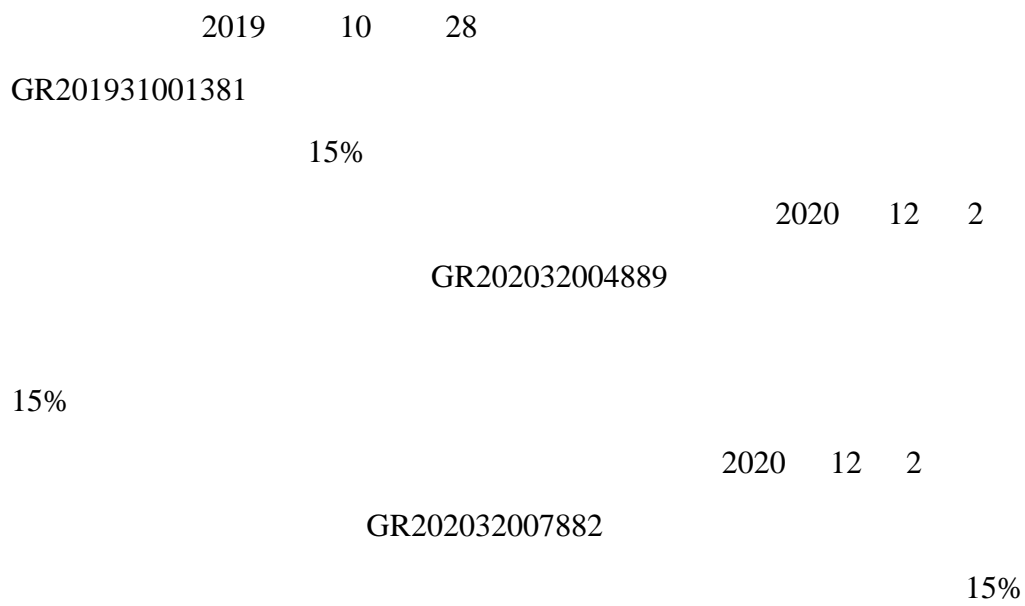
5

37.62%      190,498.52

6

70.37%

7



1

2

3

2021



2021

|  | 2021       | 2020       | %       |
|--|------------|------------|---------|
|  | 390,088.66 | 272,750.68 | 43.02   |
|  | 31,524.57  | 24,843.99  | 26.89   |
|  | 27,474.13  | 21,012.44  | 30.75   |
|  | -6,997.81  | 14,127.00  | -149.53 |

|  | 2021-12-31 | 2020-12-31 | %      |
|--|------------|------------|--------|
|  | 185,095.54 | 67,927.02  | 172.49 |
|  | 672,670.15 | 637,767.71 | 5.47   |

Å

|   | 2021  | 2020  | %     |
|---|-------|-------|-------|
|   | 1.91  | 1.63  | 17.18 |
|   | 1.91  | 1.63  | 17.18 |
|   | 1.67  | 1.38  | 21.01 |
| % | 29.99 | 45.26 | 15.27 |

% 26.14 38.28

2021

2021

2021

14,204.24

2020

7.96%

3.64%

2020

4.82%

1.18

1

2021 12 31

|   |  |          |  |   |   |  |
|---|--|----------|--|---|---|--|
|   |  |          |  |   |   |  |
| 1 |  | 1,702.50 |  | ' |   |  |
| 2 |  | 3,014.76 |  | ' | , |  |
| 3 |  | 1,033.84 |  |   |   |  |

|   |    |        |  |     |                  |                |
|---|----|--------|--|-----|------------------|----------------|
|   |    |        |  |     |                  |                |
| 4 | PT | 525.39 |  | VOC | VOC<br>98%<br>24 | (VOC)<br>24 98 |
|   |    |        |  | 98% |                  |                |
| 5 |    | 661.78 |  |     |                  |                |
| 6 |    | 537.20 |  |     |                  |                |

|    |        |  |     |     |           |     |
|----|--------|--|-----|-----|-----------|-----|
|    |        |  |     |     |           | MAS |
| 8  | 794.57 |  | NMP | NMP | NMP<br>C4 | C4  |
| 9  | 477.93 |  |     |     |           |     |
| 10 | 21.25  |  |     | NOx | ( )       |     |
| 11 | 949.84 |  |     |     |           | 1   |

|    |           |        |  |  |  | 2 |  | 3 | 4 |
|----|-----------|--------|--|--|--|---|--|---|---|
| 12 |           | 53.27  |  |  |  |   |  |   |   |
| 13 | <b>13</b> | 53.27  |  |  |  |   |  |   |   |
| 14 |           | 146.64 |  |  |  |   |  |   |   |

|    |  |        |  |     |          |          |
|----|--|--------|--|-----|----------|----------|
|    |  |        |  |     |          |          |
| 16 |  | 168.98 |  |     | 0.3-1.0% | 0.3-1.0% |
| 17 |  | 655.05 |  |     |          |          |
| 18 |  | 872.99 |  | 360 | 360      |          |
| 19 |  | 842.93 |  |     |          |          |
| 20 |  | 592.86 |  |     |          |          |

|    |     |          |  |  |  |  |
|----|-----|----------|--|--|--|--|
|    |     |          |  |  |  |  |
| 21 |     | 1,075.44 |  |  |  |  |
| 22 | PDH | 248.12   |  |  |  |  |
| 23 |     | 336.40   |  |  |  |  |

24



|  |  |  |  |  |  |  |
|--|--|--|--|--|--|--|
|  |  |  |  |  |  |  |
|--|--|--|--|--|--|--|

2

2021

|  |           |           |            |            |
|--|-----------|-----------|------------|------------|
|  |           |           |            |            |
|  | 11        | 4         | 79         | 14         |
|  | 34        | 35        | 163        | 107        |
|  | -         | -         | -          | -          |
|  | -         | -         | 18         | 18         |
|  | -         | -         | -          | -          |
|  | <b>45</b> | <b>39</b> | <b>260</b> | <b>139</b> |

2021 2498

A 50,666,667 18.16

92,010.67 6,339.36

85,671.31

2021 9 1 [2021]

XYZH/2021SHAA20272

2021 12 31 46,640.24

9,240.00

7,400.00 30,000.00

0.24

2021 12 31 150.60

39,181.67

2021 12 31

|  |                        | <b>2021 12 31</b> |
|--|------------------------|-------------------|
|  | 455981945827           | 3,005.22          |
|  | 56567012010090058484   | 3,006.09          |
|  | 8110201012701357246    | 10,062.49         |
|  | 03004660918            | 4,005.29          |
|  | 216300100100308289     | 1,000.92          |
|  | 70120122000420849      | 3,002.75          |
|  | 10567000000411853      | 3,002.75          |
|  | 2900000010120100770659 | 5,005.35          |
|  | 97020078801700003930   | 5,330.83          |
|  | 67010078801700000633   | 1,720.00          |
|  | 67010078801600000639   | 39.98             |
|  |                        | <b>39,181.67</b>  |

2021

2020 12

2

1


2021 12 31

|  |  |          |
|--|--|----------|
|  |  |          |
|  |  | 6,000.00 |
|  |  | 108.80   |


2021 12 31

(本页无正文,为《安信证券股份有限公司关于上海卓然工程技术股份有限公司 2021 年度持续督导跟踪报告》之签章页)

保荐代表人签字:



许昊昊



郭青岳



安信证券股份有限公司

2022年5月9日